




Project :

Type :

Part#:

## LED Parking Garage Light



P/N :INS-PGL05C-100WBSDA1-abcdW

Note:

AST= Company name

PGL05C = Product series, LED Parking Garage Light

100W = Rating Power

"B" = Lumileds 2835 ,LED manufacturer,

"S" = Cover type,Clear Stripe PC,

"D" =dual color temperature,representing the Led Module type,

"A1" = Version number,

"a" can be any two letters to represent lamp colors,

WH=White, or Customized,

"b" can be S or blank,

represent Surge protector or None Surge protector,

"c" can be "DMS", "DPS" , "Z" or blank

for DC Motion Microwave sensor

or DC Motion PIR sensor

or ZHAGA or no sensor provided,

"d" can be any two digits to represent CCT, can be 30=3000K,

40=4000K, 50=5000K.

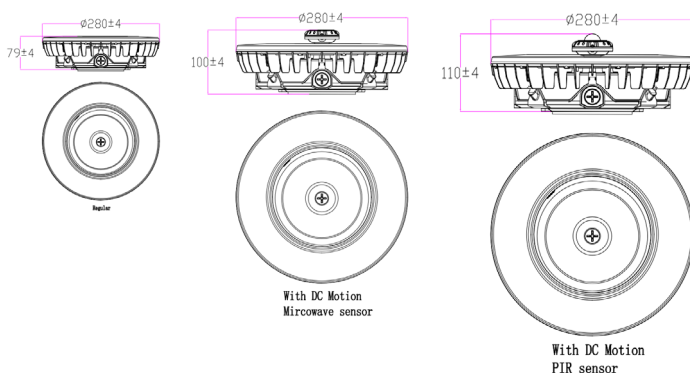
### ADVANTAGE

- UL cUL DLC-V5.1(Premium) certificate.
- IP65 driver, input voltage 120-277VAC.
- No UV or IR in the beam.
- Easy to install and operate.
- Energy saving, long lifespan.
- Light is soft and uniform, safe to eyes.
- Instant start, NO flickering, NO humming.
- Green and eco-friendly without mercury.
- Color-Tunable, can be adjusted the CCT to 3000K, 4000K and 5000K.

### ADVANTAGE

- Widely used in gas station, service station, underground parking lot, warehouse, garage;
- Work floor, factory and so on.

### DIMENSIONS



## LED Parking Garage Light

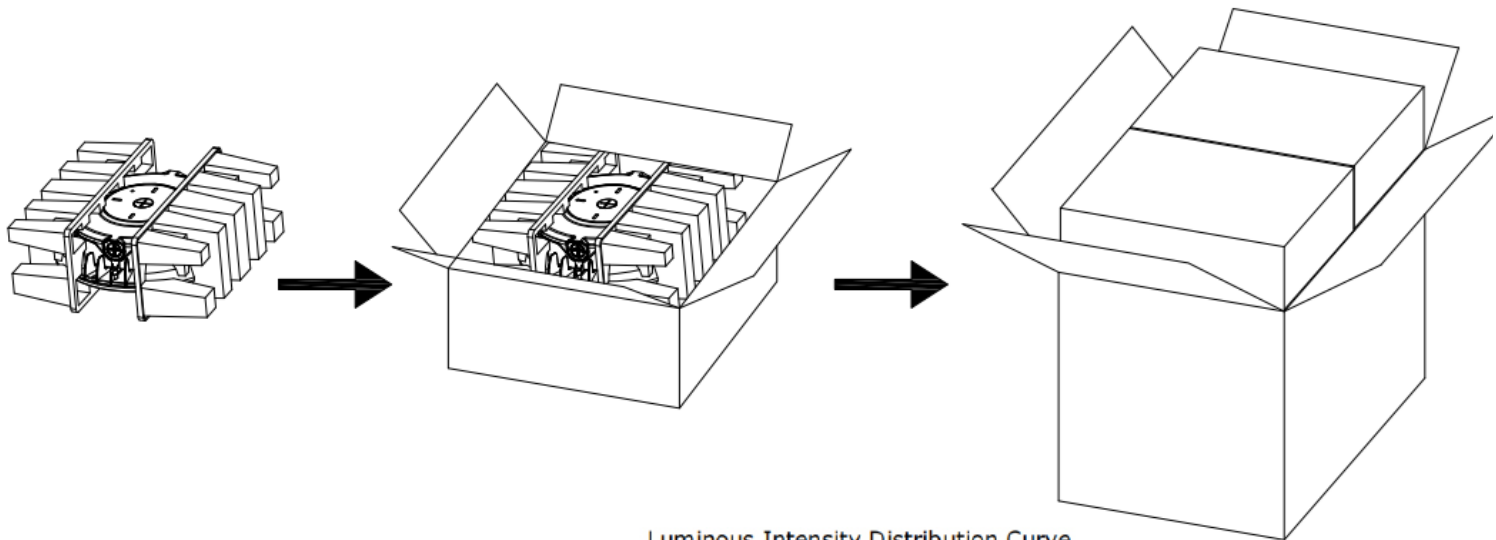
<b>OPTICAL</b>	Input Power (Tolerance : ±10%)	100W		
	Color Temperature(Color Tunable)	3000K	4000K	5000K
	Lumen (Tolerance : -10%)	14298 LM	15322 LM	14943 LM
	Efficacy (Tolerance : -3%)	148 LM/W	165 LM/W	155 LM/W
	CRI	>80		
	Color Consistency	<7 Steps (or <7 SDCM)		
	BUG	B3-U3-G3		
	Diffuser Type	Clear Stripe PC		
	Beam Angle (50%) (Tolerance : ±15%)	150 Degree		
<b>ELECTRICAL</b>	Input Voltage and Frequency	120-277VAC, 50/60Hz;		
	PF (Tolerance : -3%)	≥0.9		
	THD (Tolerance : +5%)	≤20%		
	Flicker Percent	<60%		
	Driver Brand	Daermay		
	Driver Model	MP-100T130A		
	Driver Surge protection	L/N-PE: 6kV, L-N: 6kV		
	Dimming	0-10V dimming standard		
<b>MATERIALS</b>	LED Brand	Lumileds 2835		
	LED Type	SMD2835 (0.5W)		
	LED QTY	240 PCS 3000K+240 PCS 5000K		
	Housing	Die-cast aluminum		
	Housing Color	White, or Customized		
	Waterproof Rating	WET(IP65 )		
<b>OTHERS</b>	Operating Temperature	Without Motion Sensor:-30 °C TO +45 °C		
		With Motion Sensor:-30 °C TO +45 °C		
	Storage Temperature	-40 °C TO 80 °C		
	Operating Humidity	20% - 90% RH		
	Storage Humidity	10%-95% RH		
	Warranty	5 years warranty with 24/7 operating hours Luminaire lifetime at 25 °C.		

# LED Parking Garage Light

## PACKAGE

	Size	Qty / Carton	Net Weight / Carton	Gross Weight / Carton
Inner box	325*325*140 mm	1 PCS	2.23 KG	2.71 KG
Outer box	345*300*345 mm	2 PCS	4.46 KG	6.42 KG

Tolerance of Carton Size: ±15 MM, Tolerance of Weight: ±10%.



## LIGHT DISTRIBUTION TESTING PARAMETERS

### Luminaire Property

Luminaire Manufacturer:  
 Luminaire Category:  
 Lamp Catalog:  
 Number of Lamps:  
 Luminous Length (mm):  
 Luminous Height (mm):  
 Current: 0.806 A  
 Power Factor: 0.994

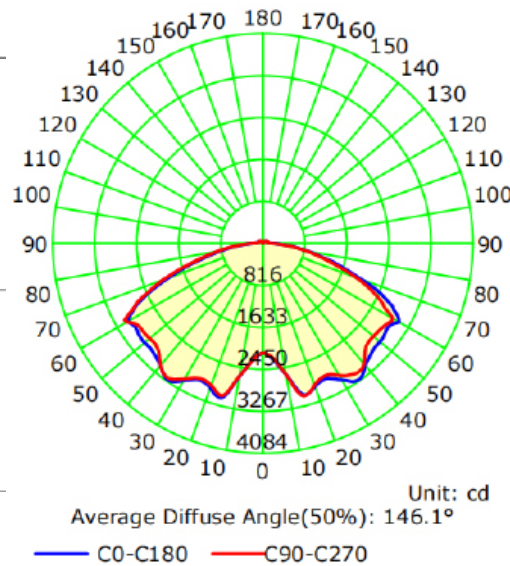
Luminaire Description:  
 Lamp Description:  
 Lumens per Lamp:  
 Luminous Width (mm):  
 Voltage: 120.0 V  
 Power: 96.16 W

### Photometric Results

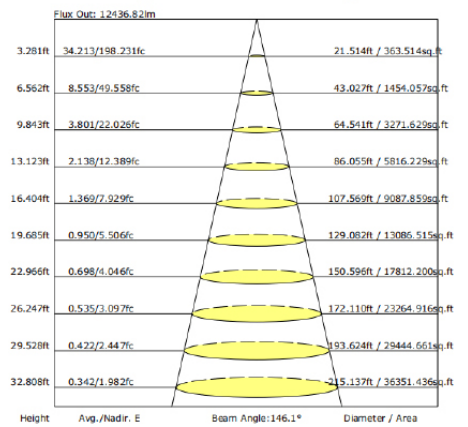
CIE Class: Direct  
 Measurement Flux: 14298.5 lm  
 Downward Ratio: 97%  
 Field Angle(C0/C180,C90/C270,C45/C225,C135/315): 174.2, 174.4, 173.9, 174.0  
 Beam Angle(C0/C180,C90/C270,C45/C225,C135/315): 146.1, 146.1, 145.3, 145.3  
 Luminaire Efficacy Rating (LER): 148.75  
 Max. Intensity: 3267.27 cd  
 S/MH(C0/C180): 1.99

Total Rated Lamp Lumens: 14298.5 lm  
 Efficiency: 100%  
 Upward Ratio: 3%  
 C0r0 Intensity: 2133.74 cd  
 Pos of Max. Intensity: H225 V36  
 S/MH(C90/C270): 1.94

Luminous Intensity Distribution Curve



The Average Illuminance Effective Figure



## LED Parking Garage Light

### NOTICE FOR USER

- Please turn off power before install or change assembly parts.
- The input voltage and lamps should be matched, after connecting the power line,  
Please make sure the wiring section is insulated.
- No-professionals, must not install and disassemble the lamps.

### PACKAGE

	Size	Qty / Carton	Net Weight / Carton	Gross Weight / Carton
Inner box	325*325*140 mm	1 PCS	2.23 KG	2.71 KG
Outer box	345*300*345 mm	2 PCS	4.46 KG	6.42 KG