



Project :

Type :

Part#:

## ISPBL Series: Backlit LED Panels

5-Color Selectable & 3 Power Selectable



2X4



2X2



1X4

### IS BL Panel Series

#### Detail Specifications:

- Finish: White, Custom finishes available
- IP Rating: Damp Location (IP44)
- 5CCT: 30/35/40/50/65K
- Beam Angle: 110°
- Chip: SMD 2835, R9 >50, CRI >80
- Operating Temperature: -40° - 114° F
- Lens: PS (polystyrene) Frosted, non-yellowing
- Housing: Iron
- Average life (L70) of 50,000 hours

#### Applications:

- General Indoor Lighting
- Utility & Storage
- Garage Structures
- Office and Meeting Rooms
- Education, Healthcare, Retail, Hospitality
- Commercial and Industrial

#### Product Information:

- Iron housing finished with corrosion free power coat
- Even light distribution
- Lightweight for easier installation
- Select-n-Switch Technology: 5-CCT + 3-Power Selectable

#### Driver Options:

- Standard EMB used:
  - 40W: 8W EMB (ISPBLEM-8HV-0/10V-2P)
  - 50W: 15W EMB (ISPBLEM-15HV-0/10V-2P)
- Higher wattage emb (up to 25W) available by request. Pricing will vary.

#### Mounting & Installations:

- Lay-in ceilings for 5/8" and 3/8" ceiling widths
- Built-in earthquake clips
- Optional 9' suspension kit available
- Optional surface mount, drywall kit available
- Use surface mount and suspension kit for an aesthetically pleasing design

#### Certifications:

- ETL Listed for USA and CA
- DLC Listed/ DLC Premium Listed (HL Versions)
- Approved for CA T24
- 5 Year Limited Warranty
- FCC CFR 47, GCC Part 15, Subpart B:2017

#### Regular Versions

WATT	LUMENS
20	2200
30	3300
40	4400
50	5500

#### HL Versions

WATT	LUMENS
30	3750
40	5000
45	5625
50	6250
55	6875
65	8125

# ISPBL Series: Backlit LED Panels

5-Color Selectable & 3 Power Selectable

Series	Sensor	Emergency	Driver <sup>1</sup>	Whip
ISPBL22-PSCS 20/30/40W	(blank) No Sensor	(blank) No Emergency	(blank) 120-277V	(blank) No Whip
ISPBL22-PSCS-HO 30/40/50W	ISBMS Bi-Level Motion + Daylight Sensor (HD407VC-R)	EMB Emergency Backup	HV <sup>1</sup> 347-480V Stepdown	-6FLX 6' Flex
ISPBL24-PSCS 30/40/50W				
ISPBL24-PSCS-HO 45/55/65W				
ISPBL14-PSCS 20/30/40W				


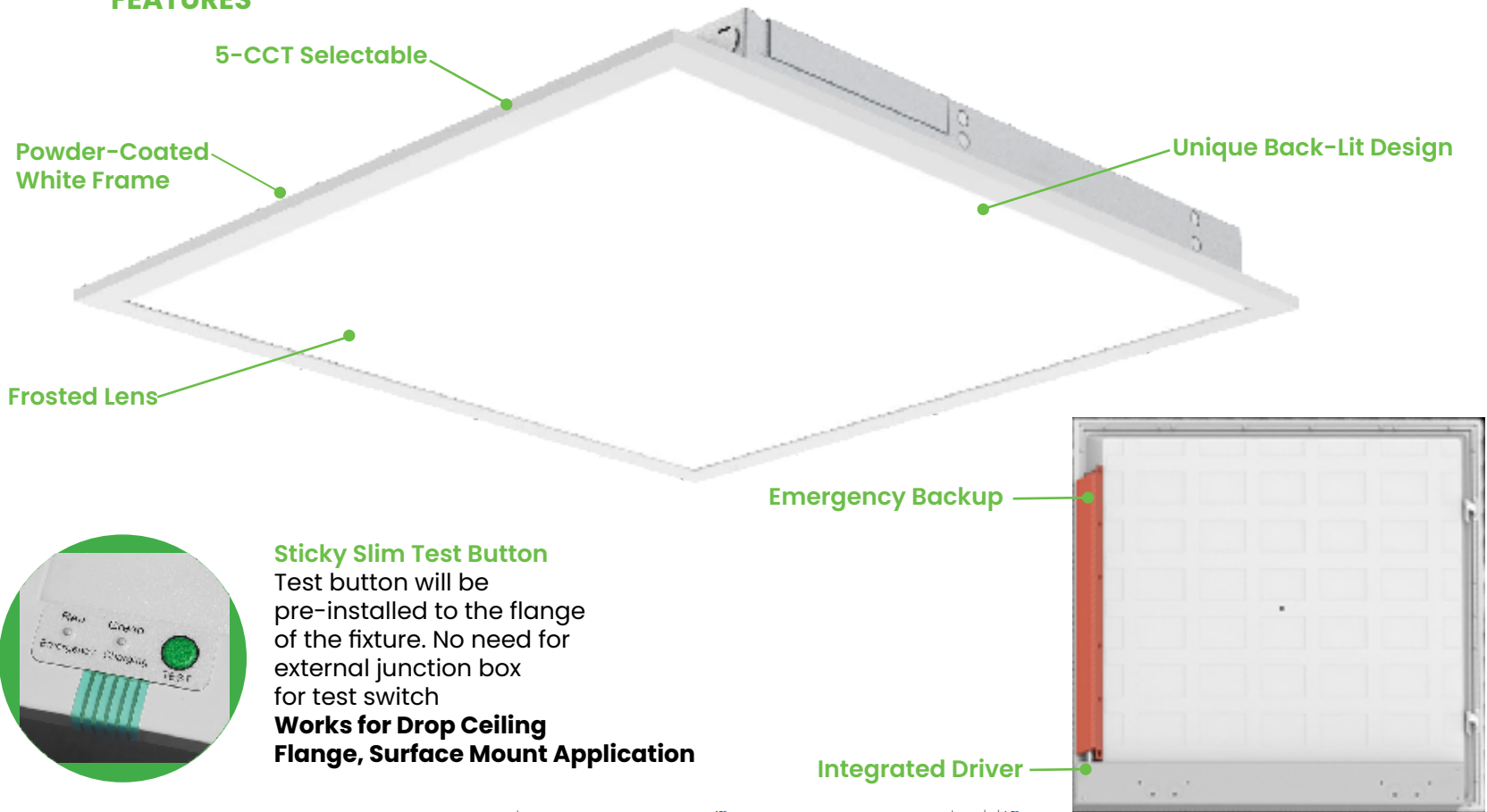
1. HV: High voltage is made to order.

Optional Accessories (Order Separately)

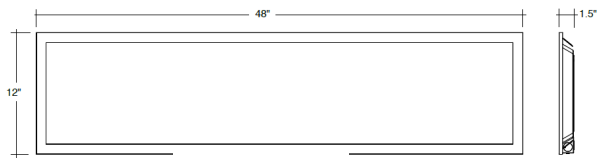
Suspension Kits	Surface Mount Kits <sup>1</sup>	Drywall Kits
ISSK-9ADJ2 9' Suspension Kit	ISPBL-SM22-3 3" Height	ISPBL-DWK22 Drywall Kit
ISCK-6V 6' Chain Hanging Kit	ISPBL-SM24-3 3" Height	ISPBL-DWK24 Drywall Kit
ISPBL-SK3.5 3.5' Suspension Kit, Works for All Sizes	ISPBL-SM14-3 3" Height	ISPBL-DWK14 Drywall Kit

1. Custom height options available. Contact us.


## FEATURES




**Sticky Slim Test Button**  
Test button will be pre-installed to the flange of the fixture. No need for external junction box for test switch  
**Works for Drop Ceiling Flange, Surface Mount Application**



1X4



2X2



2X4

# ISPBL Series: Backlit LED Panels

5-Color Selectable & 3 Power Selectable

## ACCESSORIES



ISSK-9ADJ2  
ISPBL-SK3.5



ISCK-6V

Model	Voltage	Watts	Lumens	Color	CRI
ISPBL22-PSCS	120/277V	20/30/40w	2600/3900/4400	30/35/40/50/65k	>80
ISPBL22-PSCS-HO	120/277V	30/40/50w	3900/4400/5500	30/35/40/50/65k	>80
ISPBL24-PSCS	120/277V	30/40/50w	3900/4400/5500	30/35/40/50/65k	>80
ISPBL24-PSCS-HO	120/277V	45/55/65w	5625/6875/8125	30/35/40/50/65k	>80
ISPBL14-PSCSw	120/277V	20/30/40w	2600/3900/4400	30/35/40/50/65k	>80

## SUSPENSION KITS

Accessory	Description
ISSK-9ADJ2	9' Suspension Kit
ISCK-6V	6' Chain Hanging Kit
ISPBL-SK3.5	3.5' Suspension Kit, works for all sizes

## SURFACE MOUNT KITS

Accessory	Description
ISPBL-SM22-3	2X2 Surface Mount Kit 3" Height for all Panels and Troffers
ISPBL-SM24-3	2X4 Surface Mount Kit 3" Height for all Panels and Troffers
ISPBL-SM14-3	1X4 Surface Mount Kit 3" Height for all Panels and Troffers



1X4



2X2



2X4

## ISPBL Series: Backlit LED Panels

5-Color Selectable & 3 Power Selectable

### DRYWALL KITS

Accessory	Description
ISPBL-DWK22	Flange (Drywall) Kit for Panels for all 2X2 Fixtures
ISPBL-DWK24	Flange (Drywall) Kit for Panels for all 2X4 Fixtures
ISPBL-DWK14	Flange (Drywall) Kit for Panels for all 1X4 Fixtures



1X4



2X4



2X2