



Center Basket Troffer Series

3-Power Selectable & 4-Color Selectable



2x2



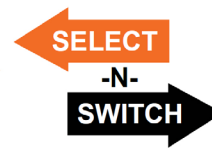
2x4

WATT	LUMENS
20	2500
30	3750
35	4375
40	5000
50	6250

Project :

Type :

Part#:



ISCB Troffer Series

Detail Specifications:

- Finish: White
- IP Rating: Damp Location (IP44)
- Beam Angle: 110°
- Chip: SMD 2835, R9 >50, CRI >80
- Optional CRI >90 chip available
- Operating Temperature: -40° - 114° F
- Lens: Frosted, non-yellowing
- Average life (L70) of 50,000 hours

Applications:

- General Indoor Lighting
- Utility & Storage
- Garage Structures
- Office and Meeting Rooms
- Education, Healthcare, Retail, Hospitality
- Commercial and Industrial

Product Information:

- Aluminum housing finished with corrosion free power coat
- Even light distribution
- Lightweight for easier installation
- 4-CCT & 3-Power Selectable

Driver Options:

- UNV: 120-277V 0-10V Dimmable (Dim to Off)
- Optional 347-480V step down transformer available
- THD: <15% (=/-5% tolerance), PF >0.9, 50/60Hz
- Isolated Driver
- Flicker Free

Mounting & Installations:

- Lay-in ceilings for 5/8" and 3/8" ceiling widths
- Built-in earthquake clips
- Optional 9' suspension kit available
- Optional surface mount, drywall kit available
- Use surface mount and suspension kit for an aesthetically pleasing design

Certifications:

- UL Listed for USA and CA
- DLC Premium Listed
- Approved for CA T24
- 5 Year Limited Warranty
- FCC CFR 47, GCC Part 15, Subpart B:2017

Center Basket Troffer Series

3-Power Selectable & 4-Color Selectable

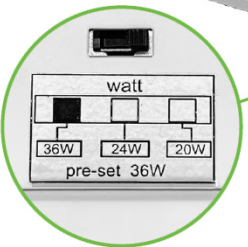
Series	Sensor	Emergency	Driver	CRI	Whip	Optional Accessories (Order Separately)			
						Suspension Kits	Surface Mount ¹	Drywall Kits	Accessories
ISTRCB22-3WS35CS4 20/30/35W • 120-277V	(Blank) No Sensor	(Blank) No Emergency Backup	(Blank) 120-277	(Blank) >80	(Blank) No Whip	ISSK-9ADJ2 9' Suspension Kit	ISSMK-22-3 3" Height	ISDWK-22 Drywall Kit	ISDIM-BTW Wall Dimmer
ISTRCB24-3WS50CS4 30/40/50W • 120-277V	BMS Bi-Level Motion + Daylight Sensor (S-BMS-INT-1)	EMB Emergency Backup	HV 347-480V Stepdown	-90CRI	-6FLX 6' Flex	ISCK-6V 6' Chain Hanging Kit	ISSMK-24-3 3" Height	ISDWK-24 Drywall Kit	ISTRCB-SEN-SOR Remote for S-Line Sensor
	BMS-BT Bi-Level Motion + Daylight Sensor + Bluetooth App Controlled (S-BMS-INT-1-BT)					ISSK-3.5 3.5' Suspension Kit, works for all sizes	ISSMK-14-3 3" Height	ISDWK-14 Drywall Kit	

¹ Custom height options available. Contact us.


FEATURES



Optional EMB Test Button



Power Selection

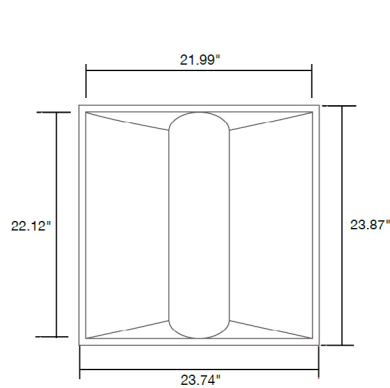


4-CCT Selectable




Earthquake Lock

DIMENSIONS



2x2



2x4

Center Basket Troffer Series

3-Power Selectable & 4-Color Selectable



ISSK-9ADJ2
ISSK-3.5



ISCK-6V

TESTED COMPATIBLE DIMMERS

Other dimmers may be compatible but have not been tested. Please contact us for more information.

Lutron	Leviton
DVSTV	IP710-LFZ
MS-Z101	
NTSTV	



BMS
BMS-BT



ISDIM-BTW



ISTRCB-SENSOR

TROFFERS


Model	Voltage	Watts	Lumens	Color	CRI
ISTRCB22-3WS35CS4	120-277V	20/30/35w	2,500/3,750/4,375	30/35/40/50K	>80
ISTRCB22-3WS35CS4-90CRI	120-277V	20/30/35w	2,500/3,750/4,375	30/35/40/50K	>90
ISTRCB24-3WS50CS4	120-277V	30/40/50w	3,750/5,000/6,250	30/35/40/50K	>80
ISTRCB24-3WS50CS4-90CRI	120-277V	30/40/50w	3,750/5,000/6,250	30/35/40/50K	>90

SUSPENSION KITS


Accessory	Description
ISSK-9ADJ2	9' Suspension Kit
ISCK-6V	6' Chain Hanging Kit
ISSK-3.5	3.5' Suspension Kit, works for all sizes

SUSPENSION MOUNT KITS

Accessory	Description
ISSMK-22-3	2X2 Surface Mount Kit 3" Height for all Panels and Troffers
ISSMK-24-3	2X4 Surface Mount Kit 3" Height for all Panels and Troffers
ISSMK-14-3	1X4 Surface Mount Kit 3" Height for all Panels and Troffers



1x4



2x2




2x4

DRYWALL KITS


Accessory	Description
ISDWK-22	Flange (Drywall) Kit for all 2X2 Fixtures
ISDWK-24	Flange (Drywall) Kit for all 2X4 Fixtures
ISDWK-14	Flange (Drywall) Kit for all 1X4 Fixtures



1x4



2x2



2x4

BMS CONTROLLER

Model	Item Description	Voltage	Watts
ISDIM-BTW	Remote for S-LINE Series Sensors	12V	<1w
ISTRCB-SENSOR	Dimmer for S-LINE Series Bluetooth Sensors	12V	<1w

S-LINE SENSORS

Model	Item Description	Voltage	Watts
BMS	S-Line: Bi Level Motion Sensor w/ Daylight Harvesting, Ideal for use with LED-CBT. 12V Aux REQD. (Remote Optional)	12V	<1w
BMS1-BT	S-Line: Bi Level Motion Sensor w/ Daylight Harvesting, Ideal for use w/ LED-CBT 12V Aux REQD. (Remote or ENVISION SMART APP)	12V	<1w