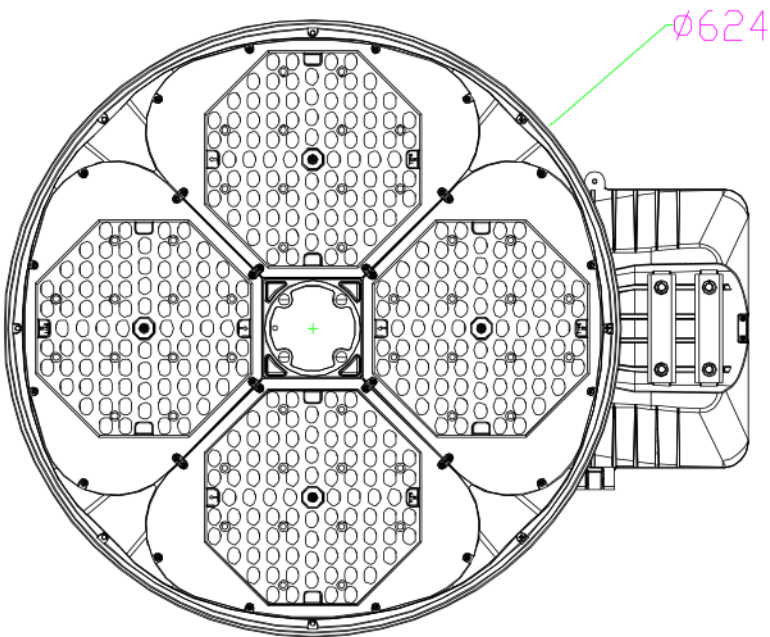
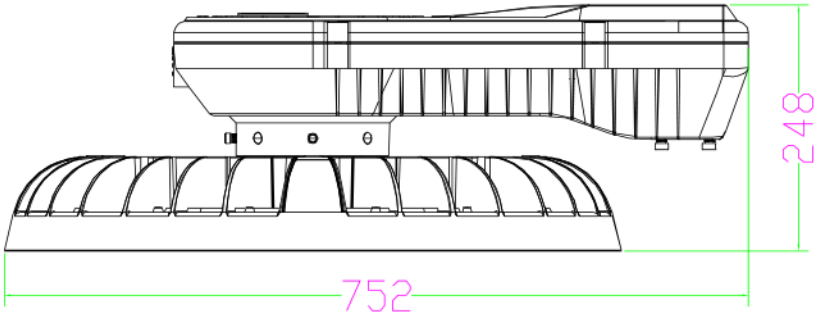




HIGH MAST SERIES



DIMENSIONS



Project :

Type :

Part#:

P/N: ISHM-8WS750-50-acdf

Note:

INS = Company name

The letter "a" can be 2 letters represent lamp colors; "BH = Black, WH=White, BR=Bronze or Customized"

The letter "c" can be "3RP", "3NP", "5RP", "5NP", "7RP" or "7NP" for Photocontrol type provided or blank for no Photocontrol provided;

The letter "d" can be "10SP", "20SP" or blank for Surge protector type provided or not;

The letter "f" can be any two-digit number to represent CCT. 40=4000k,4500k=4500k,50=5000k,57=5700k;

ADVANTAGE

- UL cUL DLC-V5.1 certificate;
- Wattage adjustable;
- Seoul Chip, High CRI;
- China Brand driver, Input voltage 120-277Vac;
- No UV or IR in the beam;
- Easy to install and operate;
- Energy saving, long lifespan;
- Instant start, NO flickering, NO humming;
- Green and eco-friendly without mercury;
- Output constant current lever can be adjusted through output cable with 0-10V.

APPLICATION

- Port Container Facilities;Highways and Interchanges;
- Rail Yards,Correctional Facilities,Large Area Industrial, Large Area Industrial;Military Installations;
- Airports;Truck Stops;Toll Plazas;Square plaza;Shipyards;
- Airport ,wharf, High mast and Contour lighting, etc.

HIGH MAST SERIES

OPTICAL	Input Power (Tolerance : ±10%)	750W			
	Color Temperature	4000K	4500K	5000K	5700K
	Lumen (Tolerance : -10%)	105000 LM	105750 LM	106500 LM	107250 LM
	Efficacy (Tolerance : -3%)	140LM/W	141LM/W	142 LM/W	143 LM/W
	CRI	>70			
	Color Consistency	<6 Steps (or <6 SDCM)			
	BUG	B5-U0-G5			
	Distribution Pattern	Type V (Optional: TYPE IV / TYPE III / TYPE II)			
	Beam Angle (50%) (Tolerance : ±15%)	155*155 Degree			
ELECTRICAL	Input Voltage and Frequency	120-277VAC, 50/60Hz			
	PF (Tolerance : -3%)	≥0.9			
	THD (Tolerance : +5%)	≤20%			
	Flicker Percent	<5%			
	Driver Brand	SOSEN			
	Driver Model	SS-200VP-190BH*4PCS			
	Driver Surge protection	L/N-PE: 10kV, L-N: 6kV			
	Dimming	0-10V dimming standard			
	Optional Accessory	Photocell / Surge protector(20KV) / Field adjustable output(Optional 25%, 40%, 50%, 60%, 70%, 80%, 90%, 100%)			
MATERIALS	LED Brand	Seoul			
	LED Type	SMD5050			
	LED QTY	368 PCS			
	Housing	Die-cast aluminum			
	Housing Color	Black /Gray /Bronze/Customized			
	EPA	1.49 ft ²			
	Waterproof Rating	WET (IP65)			
OTHERS	Operating Temperature	-40°C TO 45°C			
	Storage Temperature	-40°C TO 80°C			
	Operating Humidity	20% - 90% RH			
	Storage Humidity	10% - 95% RH			
	Warranty	5 years warranty with 24/7 operating hours Luminaire lifetime at 25°C.			

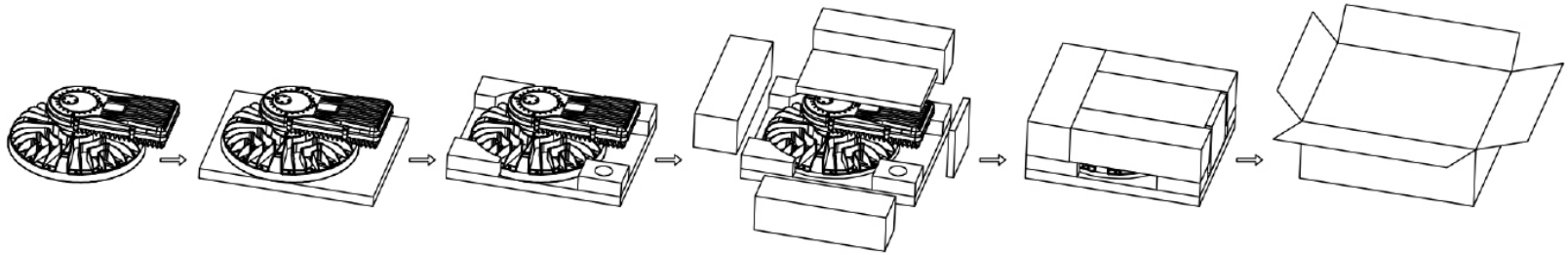
HIGH MAST SERIES

PACKAGE

Lamp Net Weight: 24.8 KG / PC

	Size	Qty / Carton	Gross Weight / Carton
Outer box	850*750*350 mm	1 PC	29.0 KG

Tolerance of Carton Size: ±15 MM, Tolerance of Weight: ±10%.



LIGHT DISTRIBUTION TESTING PARAMETERS <Type V>

Luminaire Property

Luminaire Manufacturer:
 Luminaire Category:
 Lamp Catalog:
 Number of Lamps:
 Luminous Length (mm):
 Luminous Height (mm):
 Current: 6.401 A P
 Power Factor: 0.998

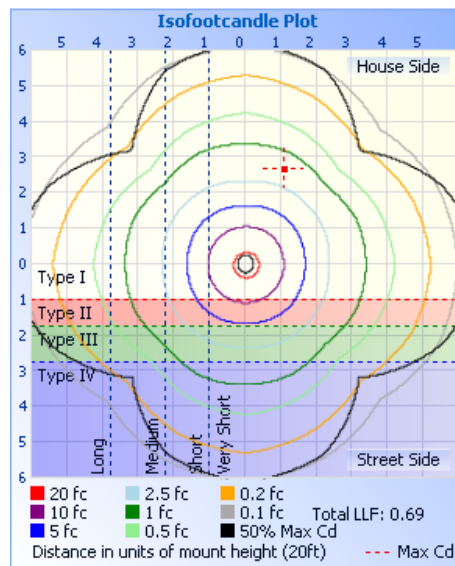
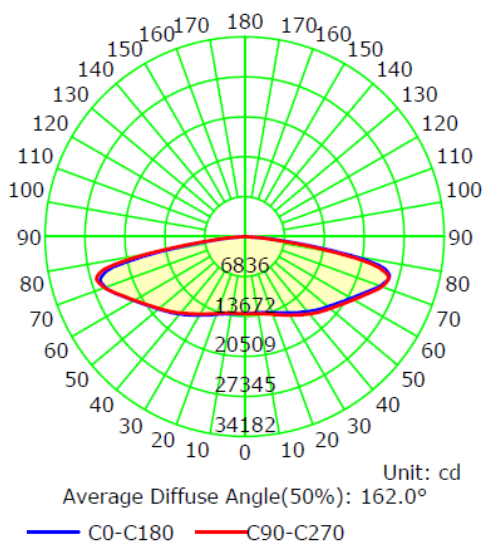
Luminaire Description:
 Lamp Description:
 Lumens per Lamp:
 Luminous Width (mm):
 Voltage: 120.0 V
 Power: 750.59 W

Photometric Results

IES Classification: Type V
 Total Rated Lamp Lumens: 106370.2 lm
 Efficiency: 100%
 Upward Ratio: 0%
 C0r0 Intensity: 13186.95 cd
 Pos of Max. Intensity: H292.5 V71

Longitudinal Classification: Short
 Measurement Flux: 106370.2 lm
 Downward Ratio: 100%
 Luminaire Efficacy Rating (LER): 141.81
 Max. Intensity: 27345.98 cd

Luminous Intensity Distribution Curve



HIGH MAST SERIES

NOTICE FOR USER

- Please turn off power before install or change assembly parts.
- The input voltage and lamps should be matched, after connecting the power line, Please make sure the wiring section is insulated.
- No-professionals, must not install and disassemble the lamps.

TROUBLE SHOOTINGS

Troubles	Check points
Flickering of the light	Turn off the power and turn on again in 3 minutes. If same phenomena occur, then call agencies.
Out of working	Please check the connection.